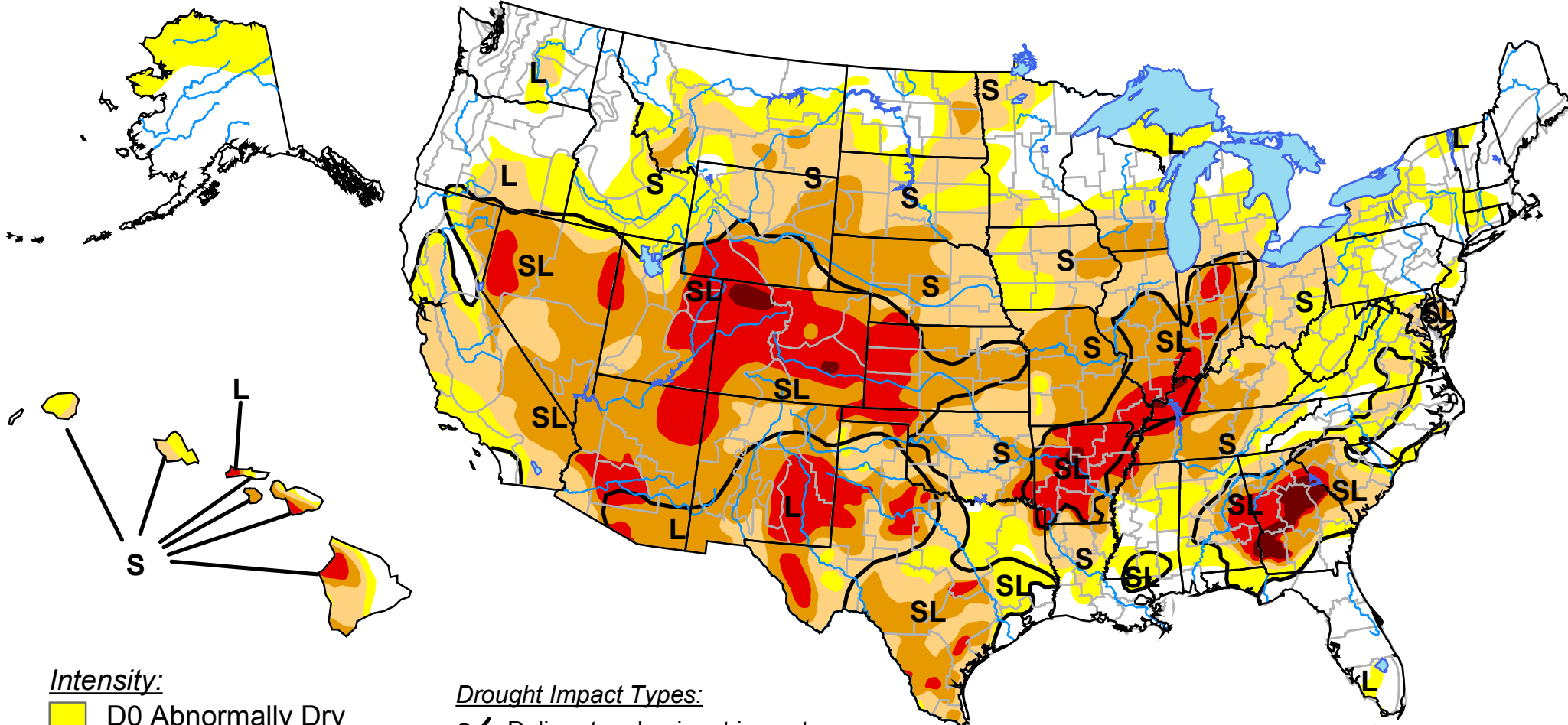







# U.S. Drought Monitor

July 10, 2012


Valid 7 a.m. EDT



## Intensity:

-  D0 Abnormally Dry
-  D1 Drought - Moderate
-  D2 Drought - Severe
-  D3 Drought - Extreme
-  D4 Drought - Exceptional

## Drought Impact Types:

-  Delineates dominant impacts
- S = Short-Term, typically <6 months  
(e.g. agriculture, grasslands)
- L = Long-Term, typically >6 months  
(e.g. hydrology, ecology)

*The Drought Monitor focuses on broad-scale conditions.  
Local conditions may vary. See accompanying text summary  
for forecast statements.*

<http://droughtmonitor.unl.edu/>



**Released Thursday, July 12, 2012**  
**Author: Rich Tinker, NOAA/NWS/NCEP/CPC**